

2022/23

**TOP LAYER
SERVICE DELIVERY BUDGET
IMPLEMENTATION PLAN**

**EMTHANJENI
MUNICIPALITY**



Municipal Finance Management Act:

Section 53(1)(c)(ii) - Approval by the Mayor

The Top Layer Service Delivery Budget Implementation Plan, indicating how the budget and the strategic objectives of Council will be implemented, is herewith submitted in terms of Section 53(1)(c)(ii) of the Municipal Finance Management Act (MFMA), MFMA Circular No. 13 and the Budgeting and Reporting Regulation for the necessary approval.

Print Name

ISAAC VISSER

Municipal Manager of Emthanjeni Municipality

Signature

Isaac Visser

Date

14.06.2022

Approval

The Top Layer Service Delivery Budget Implementation Plan is herewith approved in terms of Section 53(1)(c)(ii) of the Municipal Finance Management Act (MFMA).

Print Name

GLADWELL LULAMILE

Executive Mayor of Emthanjeni Municipality

Signature

Gladwell Lulamile

Date

28.06.2022



Toplayer Service Delivery Budget Implementation Plan for 2022/23

Emthanjeni Municipality

Int Ref	Department	Strategic Objective	KPI	Unit of Measurement	Ward	KPI Owner	Target Type	Annual Target	Q1	Q2	Q3	Q4
TL1	Municipal Manager	Promote representative governance through the sustainable utilization of available resources in consultation with the residents of Emthanjeni Municipality.	Develop Risk based audit plan (RBAP) for 2023/24 and submit to the Audit Committee by 30 June 2023	RBAP for 2023/24 submitted to the Audit Committee by 30 June 2023	All	Municipal Manager	Number	1	0	0	0	1
TL2	Corporate Services	Development and transformation of the institution with the aim of capacitating the municipality in meeting their objectives.	The number of people from employment equity target groups employed (newly appointed) in the three highest levels of management in compliance with the municipality's approved Employment Equity Plan by 30 June 2023	Number of people employed (newly appointed)	All	Snr Manager Corporate Services	Number	1	0	0	0	1
TL3	Corporate Services	Development and transformation of the institution with the aim of capacitating the municipality in meeting their objectives.	0.1% of the personnel budget spent on training as per the approved Skills Development Plan by 30 June 2023 [(Actual total training expenditure/total personnel budget)x100]	% of the personnel budget spent on training by 30 June 2023	All	Snr Manager Corporate Services	Percentage	0.1	0	0	0	0.1
TL4	Corporate Services	Development and transformation of the institution with the aim of capacitating the municipality in meeting their objectives.	Review the EEP and submit to the Portfolio Committee by 30 June 2023	EEP reviewed and submitted to the Portfolio Committee by 30 June 2023	All	Snr Manager Corporate Services	Number	1	0	0	0	1



 Executive Mayor:.....

Date: 28/6/2023
 Date:.....

Int Ref	Department	Strategic Objective	KPI	Unit of Measurement	Ward	KPI Owner	Target Type	Annual Target	Q1	Q2	Q3	Q4
TL5	Corporate Services	Development and transformation of the institution with the aim of capacitating the municipality in meeting their objectives.	Limit vacancy rate to 15% of budgeted posts by 30 June 2023 [(Number of funded posts vacant divided by budgeted funded posts)x100]	((Number of funded posts vacant divided by budgeted funded posts)x100)	All	Snr Manager Corporate Services	Percentage	15	0	15	0	15
TL6	Corporate Services	Contribute to the creation of communities where residents and visitors can work, live and play without threat to themselves or their properties.	60% of the maintenance budget for Community Halls spent by 30 June 2023 ((Actual expenditure divided by the approved budget)x100)	% of approved Community Halls maintenance budget spent by 30 June 2023	All	Snr Manager Corporate Services	Percentage	60	0	10	50	60
TL7	Corporate Services	Promote representative governance through the sustainable utilization of available resources in consultation with the residents of Emthanjeni Municipality.	Review the Risk Committee and sent appointment letters to members by 31 March 2023	Risk Committee reviewed and appointment letters sent to members by 31 March 2023	All	Snr Manager Corporate Services	Number	1	0	0	1	0
TL8	Corporate Services	Promote representative governance through the sustainable utilization of available resources in consultation with the residents of Emthanjeni Municipality.	Complete the annual risk assessment and submit to the Risk Committee by 31 March 2023	Risk assessment completed and submit to the Risk Committee by 31 March 2023	All	Snr Manager Corporate Services	Number	1	0	0	1	0



Int Ref	Department	Strategic Objective	KPI	Unit of Measurement	Ward	KPI Owner	Target Type	Annual Target	Q1	Q2	Q3	Q4
TL9	Corporate Services	Promote representative governance through the sustainable utilization of available resources in consultation with the residents of Emthanjeni Municipality.	Review the Communication Strategy and submit to Council by 31 December 2022	Reviewed Communication Strategy submitted to Council by 31 December 2022	All	Snr Manager Corporate Services	Number	1	0	1	0	0
TL10	Corporate Services	Promote representative governance through the sustainable utilization of available resources in consultation with the residents of Emthanjeni Municipality.	Review the organogram and submit to Council by 30 June 2023	Reviewed organogram submitted to Council by 30 June 2023	All	Snr Manager Corporate Services	Number	1	0	0	0	1
TL11	Community Services	Contribute to the creation of communities where residents and visitors can work, live and play without threat to themselves or their properties.	Review and sign a MOU with the Department of Defence by 30 June 2023 for support with fire brigade services	MOU reviewed and signed by 30 June 2023	All	Snr Manager Community Services	Number	1	0	0	0	1
TL12	Community Services	Contribute to the creation of communities where residents and visitors can work, live and play without threat to themselves or their properties.	Review the disaster management plan that includes contingency plans and submit to Council by 30 June 2023	Disaster management plan reviewed and submitted to Council by 30 June 2023	All	Snr Manager Community Services	Number	1	0	0	0	1
TL13	Community Services	Provision of access to all basic services rendered to residents within the available resources.	Conduct quarterly housing consumer education programs	Number of housing consumer education programs conducted	All	Snr Manager Community Services	Number	4	1	1	1	1




Executive Mayor:.....

Date: 28/6/2023

Int Ref	Department	Strategic Objective	KPI	Unit of Measurement	Ward	KPI Owner	Target Type	Annual Target	Q1	Q2	Q3	Q4
TL14	Community Services	Provision of access to all basic services rendered to residents within the available resources.	Conduct a quarterly verification of the housing needs register	Number of verification of the housing needs register conducted	All	Snr Manager Community Services	Number	4	1	1	1	1
TL15	Community Services	Provision of access to all basic services rendered to residents within the available resources.	Review the Human Settlement Plan and submit to Council by 30 June 2023	Human Settlement Plan reviewed and submitted to Council by 30 June 2023	All	Snr Manager Community Services	Number	1	0	0	0	1
TL16	Community Services	Provision of access to all basic services rendered to residents within the available resources.	60% of the maintenance budget of waste management spent by 30 June 2023 (Actual expenditure divided by the approved budget)x100)	% of the budget spent by 30 June 2023 ((Actual expenditure divided by the approved budget)x100)	All	Snr Manager Community Services	Percentage	60	0	10	50	60
TL17	Community Services	Contribute to the creation of communities where residents and visitors can work, live and play without threat to themselves or their properties.	Submit a business plan to potential funders for the upgrading of the Fire Brigade by 30 June 2023	Business plan submitted by 30 June 2023	All	Snr Manager Community Services	Number	1	0	0	0	1
TL18	Financial Services	Provision of access to all basic services rendered to residents within the available resources.	Number of formal properties that receive piped water (credit and prepaid water) that is connected to the municipal water infrastructure network and billed for the service as at 30 June 2023	Number of properties which are billed for water or have pre paid meters as at 30 June 2023	All	Snr Manager Financial Services	Number	8000	8000	8000	8000	8000


Int Ref	Department	Strategic Objective	KPI	Unit of Measurement	Ward	KPI Owner	Target Type	Annual Target	Q1	Q2	Q3	Q4
TL19	Financial Services	Provision of access to all basic services rendered to residents within the available resources.	Number of formal properties connected to the municipal electrical infrastructure network (credit and prepaid electrical metering)/(Excluding Eskom areas) and billed for the service as at 30 June 2023	Number of properties which are billed for electricity or have pre paid meters (Excluding Eskom areas) as at 30 June 2023	All	Snr Manager Financial Services	Number	6000	6000	6000	6000	6000
TL20	Financial Services	Provision of access to all basic services rendered to residents within the available resources.	Number of formal properties connected to the municipal waste water sanitation/sewerage network for sewerage service, irrespective of the number of water closets (toilets) and billed for the service as at 30 June 2023	Number of properties which are billed for sewerage as at 30 June 2023	All	Snr Manager Financial Services	Number	7200	7200	7200	7200	7200
TL21	Financial Services	Provision of access to all basic services rendered to residents within the available resources.	Number of formal properties for which refuse is removed once per week and billed for the service as at 30 June 2023	Number of properties which are billed for refuse removal as at 30 June 2023	All	Snr Manager Financial Services	Number	7200	7200	7200	7200	7200



Executive Mayor:.....


Date: 28/6/2022.....

Int Ref	Department	Strategic Objective	KPI	Unit of Measurement	Ward	KPI Owner	Target Type	Annual Target	Q1	Q2	Q3	Q4
TL22	Financial Services	Contribute to the development and protection of the rights and needs of all residents with a particular focus on the poor	Provide free basic services to indigent households as at 30 June 2023	Number of indigent households receiving free basic services as at 30 June 2023	All	Snr Manager Financial Services	Number	3000	3000	3000	3000	3000
TL23	Financial Services	Provision of access to all basic services rendered to residents within the available resources.	The percentage of the municipal capital budget actually spent on capital projects by 30 June 2023 $\{(\text{Actual amount spent on projects} / \text{Total amount budgeted for capital projects}) \times 100\}$	% of capital budget spent by 30 June 2023	All	Snr Manager Financial Services	Percentage	70	0	15	0	70
TL24	Financial Services	Maintaining a financially sustainable and viable Municipality	Financial viability measured in terms of the municipality's ability to meet its service debt obligations as at 30 June 2023 (Short Term Borrowing + Bank Overdraft + Short Term Lease + Long Term Borrowing + Long Term Lease) / Total Operating Revenue - Operating Conditional Grants)	Debt coverage as at 30 June 2023	All	Snr Manager Financial Services	Percentage	35	0	0	0	35

Executive Mayor:.....


Date: 28/6/2022.....

Int Ref	Department	Strategic Objective	KPI	Unit of Measurement	Ward	KPI Owner	Target Type	Annual Target	Q1	Q2	Q3	Q4
TL25	Financial Services	Maintaining a financially sustainable and viable Municipality	Financial viability measured in terms of the outstanding service debtors as at 30 June 2023 (Total outstanding service debtors minus provision for bad debt)/(revenue received for services)	% of outstanding service debtors as at 30 June 2023	All	Snr Manager Financial Services	Percentage	45	0	0	0	45
TL26	Financial Services	Maintaining a financially sustainable and viable Municipality	Financial viability measured in terms of the available cash to cover fixed operating expenditure as at 30 June 2023 ((Cash and Cash Equivalents - Unspent Conditional Grants - Overdraft) + Short Term Investment) / Monthly Fixed Operational Expenditure excluding (Depreciation, Amortisation, and Provision for Bad Debts, Impairment and Loss on Disposal of Assets))	Number of months it takes to cover fixed operating expenditure with available cash	All	Snr Manager Financial Services	Number	0.05	0	0	0	0.05
TL27	Financial Services	Maintaining a financially sustainable and viable Municipality	Submit the annual financial statements to the Auditor-General by 31 August 2022	Statements submitted to the AG by 31 August 2022	All	Snr Manager Financial Services	Number	1	1	0	0	0

Executive Mayor:.....


Date: 28/6/2022.....



Toplayer Service Delivery Budget Implementation Plan for 2022/23

Emthanjeni Municipality

Int Ref	Department	Strategic Objective	KPI	Unit of Measurement	Ward	KPI Owner	Target Type	Annual Target	Q1	Q2	Q3	Q4
TL28	Financial Services	Maintaining a financially sustainable and viable Municipality	Achievement of a payment percentage of 70% by 30 June 2023 {(Gross Debtors Opening Balance + Billed Revenue - Gross Debtors Closing Balance - Bad Debts Written Off)/Billed Revenue x 100}	Payment % achieved	All	Snr Manager Financial Services	Percentage	70	70	70	70	70
TL29	Financial Services	Maintaining a financially sustainable and viable Municipality	Prepare and submit the adjustments budget to Council by the 28 February 2023	Adjustments budget submitted by 28 February 2023	All	Snr Manager Financial Services	Number	1	0	0	1	0
TL30	Financial Services	Maintaining a financially sustainable and viable Municipality	Prepare and submit the draft budget to Council by 31 March 2023	Draft budget submitted by 31 March 2023	All	Snr Manager Financial Services	Number	1	0	0	1	0
TL31	Financial Services	Maintaining a financially sustainable and viable Municipality	Prepare and submit the final budget to Council by 31 May 2023	Final budget submitted by 31 May 2023	All	Snr Manager Financial Services	Number	1	0	0	0	1
TL32	Financial Services	Maintaining a financially sustainable and viable Municipality	Compile a Debt Recovery Plan with short medium and long term actions that can be implemented and submit to Council by 30 September 2022	Revenue Enhancement Strategy submitted to Council by 30 September 2022	All	Snr Manager Financial Services	Number	1	1	0	0	0
TL33	Infrastructure Services	Promote the equitable creation and distribution of wealth in Emthanjeni Municipal area.	Create temporary jobs - FTE's in terms of EPWP by 30 June 2023 (Person days / FTE (230 days))	Number of FTE's created	All	Snr Manager Infrastructure Services	Number	61	0	0	0	61

Executive Mayor:.....


Date: 28/6/2022.....



Toplayer Service Delivery Budget Implementation Plan for 2022/23


Emthanjeni Municipality

Int Ref	Department	Strategic Objective	KPI	Unit of Measurement	Ward	KPI Owner	Target Type	Annual Target	Q1	Q2	Q3	Q4
TL34	Infrastructure Services	Provision of access to all basic services rendered to residents within the available resources.	60% of the water maintenance budget spent by 30 June 2023 ((Actual expenditure divided by the approved budget)x100)	% of approved water maintenance budget spent by 30 June 2023 ((Actual expenditure divided by the approved budget)x100)	All	Snr Manager Infrastructure Services	Percentage	60	0	10	50	60
TL35	Infrastructure Services	Provision of access to all basic services rendered to residents within the available resources.	Limit unaccounted for water to 25% by 30 June 2023 [(Number of Kilolitres Water Purchased or Purified - Number of Kilolitres Water Sold) / (Number of Kilolitres Water Purchased or Purified) x 100]	% unaccounted water by 30 June 2023	All	Snr Manager Infrastructure Services	Percentage	25	0	0	0	25
TL36	Infrastructure Services	Provision of access to all basic services rendered to residents within the available resources.	Achieve a 90% water quality quarterly as per SANS 241 requirements for all water sampling points	% water quality level	All	Snr Manager Infrastructure Services	Percentage	90	90	90	90	90
TL37	Infrastructure Services	Provision of access to all basic services rendered to residents within the available resources.	60% of the waste water maintenance budget spent by 30 June 2023 ((Actual expenditure divided by the approved budget)x100)	% of approved waste water maintenance budget spent by 30 June 2023 ((Actual expenditure divided by the approved budget)x100)	All	Snr Manager Infrastructure Services	Percentage	60	0	10	50	60

Executive Mayor:.....

Date: 28/6/2022

Int Ref	Department	Strategic Objective	KPI	Unit of Measurement	Ward	KPI Owner	Target Type	Annual Target	Q1	Q2	Q3	Q4
TL38	Infrastructure Services	Provision of access to all basic services rendered to residents within the available resources.	60% of the roads and stormwater maintenance budget spent by 30 June 2023 ((Actual expenditure divided by the approved budget)x100) Limit % electricity unaccounted for to 20% by 30 June 2023 ((Number of Electricity Units Purchased - Number of Electricity Units Sold) / Number of Electricity Units Purchased) x 100]	% of approved roads and stormwater maintenance budget spent by 30 June 2023 ((Actual expenditure divided by the approved budget)x100)	All	Snr Manager Infrastructure Services	Percentage	60	0	10	50	60
TL39	Infrastructure Services	Provision of access to all basic services rendered to residents within the available resources.	60% of the recreational and swimming pool maintenance budget spent by 30 June 2023 ((Actual expenditure divided by the approved budget)x100)	% of electricity unaccounted for at 30 June 2023	All	Snr Manager Infrastructure Services	Percentage	20	0	0	0	20
TL40	Infrastructure Services	Provision of access to all basic services rendered to residents within the available resources.	60% of the electricity maintenance budget spent by 30 June 2023 ((Actual expenditure divided by the approved budget)x100)	% of approved recreational areas and swimming pool maintenance budget spent by 30 June 2023 ((Actual expenditure divided by the approved budget)x100)	All	Snr Manager Infrastructure Services	Percentage	60	0	10	50	60
TL41	Infrastructure Services	Provision of access to all basic services rendered to residents within the available resources.	60% of the electricity maintenance budget spent by 30 June 2023 ((Actual expenditure divided by the approved budget)x100)	% of approved electricity maintenance budget spent by 30 June 2023 ((Actual expenditure divided by the approved budget)x100)	All	Snr Manager Infrastructure Services	Percentage	60	0	10	50	60

Executive Mayor: 


Date: 28/1/2023

Int Ref	Department	Strategic Objective	KPI	Unit of Measurement	Ward	KPI Owner	Target Type	Annual Target	Q1	Q2	Q3	Q4
TL42	Infrastructure Services	Provision of access to all basic services rendered to residents within the available resources.	Compile maintenance plans for water, electricity, waste water and roads and stormwater that include weekly, monthly, quarterly and annual actions and submit to Municipal Manager for approval by 31 March 2023	Number of plans submitted to Municipal Manager by 31 March 2023	All	Snr Manager Infrastructure Services	Number	4	0	0	4	0
TL43	Infrastructure Services	Provision of access to all basic services rendered to residents within the available resources.	70% of approved budget spent by 30 June 2023 for the development of 12 boreholes in De Aar (Northern scheme) $\left\{ \frac{\text{Actual expenditure}}{\text{approved budget}} \times 100 \right\}$	% of approved budget spent	1;2;3;4;5;8	Snr Manager Infrastructure Services	Percentage	70	0	15	0	70
TL44	Infrastructure Services	Provision of access to all basic services rendered to residents within the available resources.	70% of approved budget spent by 30 June 2023 for the electrification of Stands in De Aar $\left\{ \frac{\text{Actual expenditure}}{\text{the total approved budget}} \times 100 \right\}$	% of approved budget spent	1;2;4	Snr Manager Infrastructure Services	Percentage	70	0	15	0	70

Int Ref	Department	Strategic Objective	KPI	Unit of Measurement	Ward	KPI Owner	Target Type	Annual Target	Q1	Q2	Q3	Q4
TL45	Infrastructure Services	Provision of access to all basic services rendered to residents within the available resources.	70% of approved budget spent by 30 June 2023 for the construction of Internal Sewer Reticulation for Mziwabantu {(Actual expenditure divided by the total approved budget) x 100}	% of approved budget spent	7	Snr Manager Infrastructure Services	Percentage	70	0	15	0	70
TL46	Infrastructure Services	Provision of access to all basic services rendered to residents within the available resources.	70% of approved budget spent by 30 June 2023 for the installation of High Mast Lighting in De Aar {(Actual expenditure divided by the total approved budget) x 100}	% of approved budget spent	All	Snr Manager Infrastructure Services	Percentage	70	0	15	0	70
TL47	Infrastructure Services	Provision of access to all basic services rendered to residents within the available resources.	70% of approved budget spent by 30 June 2023 for the upgrading of the Nonzwakazi Sports Ground {(Actual expenditure divided by the total approved budget) x 100}	% of approved budget spent	3	Snr Manager Infrastructure Services	Percentage	70	0	15	0	70
TL48	Infrastructure Services	Provision of access to all basic services rendered to residents within the available resources.	70% of approved budget spent by 30 June 2023 for the replacement and upgrading of the De Aar West electricity main transformers {(Actual expenditure divided by the total approved budget) x 100}	% of approved budget spent	All	Snr Manager Infrastructure Services	Percentage	70	0	15	0	70



Department	Project Description	Funding Source	Ward	R												2023/2024		2024/2025	
				Jul 22	Aug 22	Sep 22	Oct 22	Nov 22	Dec 22	Jan 23	Feb 23	Mar 23	Apr 23	May 23	Jun 23	Total	CRR	Other	CRR
Infrastructure Services	Development of 12 boreholes in De Aar (Northern scheme)	WSIG	1,2,3,4,5,8	0	917,278	795,712	2,400,000	1,971,264	2,725,098	1,778,428	598,882	977,000	1,089,894	1,476,444	1,270,000	16,000,000	11,657,000	12,200,000	
Infrastructure Services	Electrification of Stands in De Aar	INEP	1,2,4	0	0	150,000	250,000	300,000	200,000	150,000	400,000	520,000	340,000	90,000	2,400,000	4,000,000	4,180,000		
Infrastructure Services	Construction of Internal Sewer Reticulation for Mziwabantu	MIG	7	2,351,700	995,184	1,575,139	1,252,545	1,220,000	0	1,100,255	955,879	958,972	0	0	10,409,673	4,898,670	0		
Infrastructure Services	Installation of High Mast Lighting in De Aar	MIG	All	0	0	0	427,844	427,846	855,688	0	0	0	0	0	1,711,377	22,765,972	0		
Infrastructure Services	Upgrading of Nonzwakazi Sports Ground	MIG	3	687,028	1,182,909	1,687,028	1,220,245	1,365,736	1,083,662	531,931	220,545	692,112	828,805	0	9,500,000	0	0		
	Total			3,038,728	3,095,371	4,207,879	5,550,633	5,284,846	4,864,448	3,560,614	2,175,306	3,148,083	2,258,699	1,566,444	1,270,000	40,021,050	43,321,641	16,380,000	

Executive Mayor: 

Date: 28/6/2023

Vote	Jul 22			Aug 22			Sep 22			Oct 22		
	Revenue	Operational Exp.	Capital Exp.	Revenue	Operational Exp.	Capital Exp.	Revenue	Operational Exp.	Capital Exp.	Revenue	Operational Exp.	Capital Exp.
Vote 1 - Office of the Mayor	146,641	1,341,231		146,623	1,341,231		146,623	1,341,231		146,623	1,341,231	
Vote 2 - Municipal Manager	0	87,793		0	87,793		0	87,793		0	87,793	
Vote 3 - Finance	3,881,253	3,367,269		3,881,237	3,367,269		3,881,237	3,367,269		3,881,237	3,367,269	
Vote 4 - Corporate Services	23,173	1,940,827		23,169	1,940,827		23,169	1,940,827		23,169	1,940,827	
Vote 5 - Community & Social Services	8,429,951	4,537,852		8,429,916	4,537,852		8,429,916	4,537,852		8,429,916	4,537,852	
Vote 6 - Infrastructure	17,315,555	15,091,636	3,429,920	17,315,488	15,091,636	3,429,920	17,315,488	15,091,636	3,429,920	17,315,488	15,091,636	3,429,920
Total	29,796,573	26,366,608	3,429,920	29,796,433	26,366,608	3,429,920	29,796,433	26,366,608	3,429,920	29,796,433	26,366,608	3,429,920
	Nov 22											
Vote	Revenue	Operational Exp.	Capital Exp.	Revenue	Operational Exp.	Capital Exp.	Revenue	Operational Exp.	Capital Exp.	Revenue	Operational Exp.	Capital Exp.
Vote 1 - Office of the Mayor	146,623	1,341,231		146,623	1,341,231		146,623	1,341,231		146,623	1,341,231	
Vote 2 - Municipal Manager	0	87,793		0	87,793		0	87,793		0	87,793	
Vote 3 - Finance	3,881,237	3,367,269		3,881,237	3,367,269		3,881,237	3,367,269		3,881,237	3,367,269	
Vote 4 - Corporate Services	23,169	1,940,827		23,169	1,940,827		23,169	1,940,827		23,169	1,940,827	
Vote 5 - Community & Social Services	8,429,916	4,537,852		8,429,916	4,537,852		8,429,916	4,537,852		8,429,916	4,537,852	
Vote 6 - Infrastructure	17,315,488	15,091,636	3,429,920	17,315,488	15,091,636	3,429,920	17,315,488	15,091,636	3,429,920	17,315,488	15,091,636	3,429,920
Total	29,796,433	26,366,608	3,429,920	29,796,433	26,366,608	3,429,920	29,796,433	26,366,608	3,429,920	29,796,433	26,366,608	3,429,920
	Dec 22											
Vote	Revenue	Operational Exp.	Capital Exp.	Revenue	Operational Exp.	Capital Exp.	Revenue	Operational Exp.	Capital Exp.	Revenue	Operational Exp.	Capital Exp.
Vote 1 - Office of the Mayor	146,623	1,341,231		146,623	1,341,231		146,623	1,341,231		146,623	1,341,231	
Vote 2 - Municipal Manager	0	87,793		0	87,793		0	87,793		0	87,793	
Vote 3 - Finance	3,881,237	3,367,269		3,881,237	3,367,269		3,881,237	3,367,269		3,881,237	3,367,269	
Vote 4 - Corporate Services	23,169	1,940,827		23,169	1,940,827		23,169	1,940,827		23,169	1,940,827	
Vote 5 - Community & Social Services	8,429,916	4,537,852		8,429,916	4,537,852		8,429,916	4,537,852		8,429,916	4,537,852	
Vote 6 - Infrastructure	17,315,488	15,091,636	3,429,920	17,315,488	15,091,636	3,429,920	17,315,488	15,091,636	3,429,920	17,315,488	15,091,636	3,429,920
Total	29,796,433	26,366,608	3,429,920	29,796,433	26,366,608	3,429,920	29,796,433	26,366,608	3,429,920	29,796,433	26,366,608	3,429,920
	Jan 23											
Vote	Revenue	Operational Exp.	Capital Exp.	Revenue	Operational Exp.	Capital Exp.	Revenue	Operational Exp.	Capital Exp.	Revenue	Operational Exp.	Capital Exp.
Vote 1 - Office of the Mayor	146,623	1,341,231		146,623	1,341,231		146,623	1,341,231		146,623	1,341,231	
Vote 2 - Municipal Manager	0	87,793		0	87,793		0	87,793		0	87,793	
Vote 3 - Finance	3,881,237	3,367,269		3,881,237	3,367,269		3,881,237	3,367,269		3,881,237	3,367,269	
Vote 4 - Corporate Services	23,169	1,940,827		23,169	1,940,827		23,169	1,940,827		23,169	1,940,827	
Vote 5 - Community & Social Services	8,429,916	4,537,852		8,429,916	4,537,852		8,429,916	4,537,852		8,429,916	4,537,852	
Vote 6 - Infrastructure	17,315,488	15,091,636	3,429,920	17,315,488	15,091,636	3,429,920	17,315,488	15,091,636	3,429,920	17,315,488	15,091,636	3,429,920
Total	29,796,433	26,366,608	3,429,920	29,796,433	26,366,608	3,429,920	29,796,433	26,366,608	3,429,920	29,796,433	26,366,608	3,429,920
	Feb 23											



Executive Mayor:.....

Date: 28/6/2023

Vote	Mar 23			Apr 23			May 23			Jun 23		
	Revenue	Operational Exp.	Capital Exp.	Revenue	Operational Exp.	Capital Exp.	Revenue	Operational Exp.	Capital Exp.	Revenue	Operational Exp.	Capital Exp.
	R											
Vote 1 - Office of the Mayor	146,623	1,341,231		146,623	1,341,231		146,623	1,341,231		146,626	1,341,270	
Vote 2 - Municipal Manager	0	87,793		0	87,793		0	87,793		0	87,800	
Vote 3 - Finance	3,881,237	3,367,269		3,881,237	3,367,269		3,881,237	3,367,269		3,881,234	3,367,178	
Vote 4 - Corporate Services	23,169	1,940,827		23,169	1,940,827		23,169	1,940,827		23,163	1,940,808	
Vote 5 - Community & Social Services	8,429,916	4,537,852		8,429,916	4,537,852		8,429,916	4,537,852		8,429,888	4,537,695	
Vote 6 - Infrastructure	17,315,488	15,091,636	3,429,920	17,315,488	15,091,636	3,429,920	17,315,488	15,091,636	3,429,920	17,315,504	15,091,479	3,429,920
Total	29,796,433	26,366,608	3,429,920	29,796,433	26,366,608	3,429,920	29,796,433	26,366,608	3,429,920	29,796,415	26,366,230	3,429,920
	TOTAL											
	Vote			Operational Exp.			Capital Exp.			R		
Vote 1 - Office of the Mayor				1,759,497			16,094,811					
Vote 2 - Municipal Manager				0			1,053,523					
Vote 3 - Finance				46,574,857			40,407,137					
Vote 4 - Corporate Services				278,026			23,289,905					
Vote 5 - Community & Social Services				101,158,999			54,454,067					
Vote 6 - Infrastructure				207,785,939			181,099,475			41,159,040		
Total	357,557,318			316,398,918			41,159,040					



Executive Mayor:.....

Date: 28/6/2022



Emthanjani Municipality

Revenue by Source for the 2022/23 financial year

Source	Jul 22	Aug 22	Sep 22	Oct 22	Nov 22	Dec 22	Jan 23	Feb 23	Mar 23	Apr 23	May 23	Jun 23	TOTAL
	R'000												
Property rates	3,605,268	3,605,260	3,605,260	3,605,260	3,605,260	3,605,260	3,605,260	3,605,260	3,605,260	3,605,260	3,605,260	3,605,263	43,263,131
Service charges - electricity revenue	10,232,058	10,232,045	10,232,045	10,232,045	10,232,045	10,232,045	10,232,045	10,232,045	10,232,045	10,232,045	10,232,045	10,232,049	122,784,557
Service charges - water revenue	3,312,367	3,312,357	3,312,357	3,312,357	3,312,357	3,312,357	3,312,357	3,312,357	3,312,357	3,312,357	3,312,357	3,312,364	39,748,301
Service charges - sanitation revenue	2,038,457	2,038,446	2,038,446	2,038,446	2,038,446	2,038,446	2,038,446	2,038,446	2,038,446	2,038,446	2,038,446	2,038,439	24,461,356
Service charges - refuse revenue	1,192,633	1,192,623	1,192,623	1,192,623	1,192,623	1,192,623	1,192,623	1,192,623	1,192,623	1,192,623	1,192,623	1,192,620	14,311,483
Rental of facilities and equipment	71,329	71,317	71,317	71,317	71,317	71,317	71,317	71,317	71,317	71,317	71,317	71,309	855,808
Interest earned - external investments	93,174	93,166	93,166	93,166	93,166	93,166	93,166	93,166	93,166	93,166	93,166	93,166	1,118,000
Interest earned - outstanding debtors	180,377	180,372	180,372	180,372	180,372	180,372	180,372	180,372	180,372	180,372	180,372	180,367	2,164,464
Dividends received	0	0	0	0	0	0	0	0	0	0	0	0	0
Fines, penalties and forfeits	114,090	114,078	114,078	114,078	114,078	114,078	114,078	114,078	114,078	114,078	114,078	114,078	1,368,948
Licences and permits	171,851	171,847	171,847	171,847	171,847	171,847	171,847	171,847	171,847	171,847	171,847	171,844	2,062,165
Agency services	0	0	0	0	0	0	0	0	0	0	0	0	0
Transfers and subsidies	4,965,924	4,965,916	4,965,916	4,965,916	4,965,916	4,965,916	4,965,916	4,965,916	4,965,916	4,965,916	4,965,916	4,965,916	59,591,000
Other revenue	322,447	322,424	322,424	322,424	322,424	322,424	322,424	322,424	322,424	322,424	322,424	322,418	3,869,105
Gains	66,674	66,666	66,666	66,666	66,666	66,666	66,666	66,666	66,666	66,666	66,666	66,666	800,000
TOTAL	26,366,649	26,366,517	26,366,517	26,366,517	26,366,517	26,366,517	26,366,517	26,366,517	26,366,517	26,366,517	26,366,517	26,366,499	316,398,318

Date: 28/11/2022

Executive Mayor: